

# F-150 CONTENTS


BUILT FORD TOUGH  
TRACTIVE FORCE  
F-150 SUPERCREW XLT  
NEW F-150 FX4 OFF-ROAD  
KING RANCH F-150  
WHEELS  
FEATURES  
COLORS  
COLOR AND TRIM  
DIMENSIONS  
FORD CREDIT





In any given situation, at any given moment, there's always one person everyone can count on. Someone with skill, strength and experience. And usually that someone shows up each and every morning driving a truck that's Built Ford Tough.

For over 50 years, Ford F-series has been a benchmark for toughness and the best-selling full-sized truck in the U.S. for the last twenty-four years in a row. They are the essential tools America turns to job after job. Built Ford Tough is not just a saying. It is the only way we build each and every one. Year after rugged year.



## TRACTIVE FORCE. HOW THINGS GET DONE.

The only true measurement of a truck's ability to pull or carry huge amounts of cargo is its powertrain's ability to turn raw horsepower into applied force at the tires. We call it **TRACTIVE FORCE**. If all the components of the powertrain are not designed and selected to make the most of the energy generated by its engine...then you're not getting the biggest bang for your buck.

Ford engineers begin by fully understanding the needs of our customers. Quick acceleration? Massive pull? Each powertrain is specifically designed to answer your need. Select Ford engines (a) are then mated to the optimum torque converter (b). This generated torque is then enhanced by the correct gear ratio (c). That energy is delivered to the wheels by a specific differential (d). Even wheel radius and tire size (e) play a big part in delivering the most **TRACTIVE FORCE** possible. It's not just horsepower alone. Or only great torque. It's every component working together. It's **TRACTIVE FORCE**. In the end, it's power you can actually feel.

Everyday, Ford trucks make the most of **TRACTIVE FORCE** to enhance its reputation of being America's number one power tool. It's how you can get things done...whether it's work or play.



Looking to pull or carry heavier loads? The standard 185 HP 4.2L V6 is perfect for big projects. Need more Tractive Force to get things really moving? Choose the optional 4.6L V8 or the Triton™ 5.4L V8.

The optional 5.4L Triton™ engine brings even more power to the job at hand. And under normal driving conditions and with routine fluid/filter changes can go up to 100,000 miles before its first scheduled tune-up.

When properly equipped with the 7700 lb. Payload Package A\*, F-150 delivers Best-In-Class payload along with impressive towing ability.



\*Not available on Flareside

A first in its class: Power Adjustable Pedals. Standard on SuperCrew, optional on other models.

The optional Electric Shift-On-The-Fly 4X4 is as easy as it gets. Standard on SuperCrew.

When Saturday comes around and your friends need a strong helping hand, it's good to know you can be counted on to bring the most helpful power tool...your F-150 SuperCrew. Four doors. Room for six. Shown doing weekend duty is the F-150 SuperCrew XLT 4x4 in Silver Clearcoat Metallic with optional Bed Extender and Moonroof. What isn't optional is its standard of toughness. F-Series. The world's best-selling pickups 24 years in a row. Built Ford Tough.

# F-150 SUPERCREW XLT

More equipment. More capability.  
More off road adventure.

Standard Steel Skid Plates armor the underside. Fuel tank, transfer case, and front frame crossmember are protected by individual plates bolted to the frame.



FX4 is ready for any terrain with Rancho Shocks. Tough stuff where it counts.

The 4.6L Triton™ V8 is available to round out the new FX4 with 231 horses ready to pull you through any situation. Work or play.

Turn rock into road. Mud into a highway. Or sand into a two-lane. Introducing the machine that can do it all. The new F-150 FX4 Off-Road. 100% Built Ford Tough because the road to adventure isn't even on the map. The FX4 Off-Road shown above is Toreador Red over Dark Shadow Grey two-tone...for now.

NEW F-150 FX4 OFF-ROAD

Now, there are two distinct versions of the luxurious King Ranch F-150. Introducing the new King Ranch F-150 SuperCab. Same distinctive leather throughout. Seats five. Shown below in Chestnut Metallic/Arizona Beige two-tone with its class exclusive optional moonroof.



The heritage of toughness and success coming together on the ranch and on the road. There's nothing like it.

This is the King Ranch F-150 SuperCrew interior with the new optional 60/40 split rear bench. Seated on so much dark brown Castaño leather, you would naturally expect to find saddlebags. You will, on the back of the front seats.

Whether you're putting in twelve hours working on one of America's largest cattle ranches or on your own private "back-40," King Ranch F-150 SuperCrew excels where time just doesn't exist. Uniquely branded inside and out, the King Ranch F-150 is one-of-a-kind. Four king-size doors. Luxurious. Comfortable. And as strong as the day is long. Shown at left in Charcoal Blue/Arizona Beige two-tone.

# KING RANCH F-150

16" Styled Steel Wheel



16" Polished Aluminum Wheel



16" Cast Aluminum Wheel



17" Chromed Steel Wheel



17" 5-Spoke Cast Aluminum Wheel



17" 10-Spoke Cast Aluminum Wheel



16" Styled Steel Wheel - 7 Lug



16" Chrome-Styled Steel Wheel - 7 Lug

# WHEELS

## F-150 WHEELS

ENGINES/PERFORMANCE	XL	XLT	LARIAT
<b>ENGINES</b>			
4.2L EFI V6 (ULEV compliant)	S	S	—
4.6L Triton™ EFI V8 (Standard on SuperCrew)	0	0	S
5.4L Triton EFI V8	0	0	0
5.4L Triton BI-FUEL PREP V8	0	0	0
5.4L Triton Natural Gas (SULEV compliant) V8	0	—	—
<b>TRANSMISSIONS</b>			
5-Spd. Manual Overdrive	S	S	—
4-Spd. Electronic Automatic Overdrive (Standard on SuperCrew)	0	0	S
<b>ALTERNATOR 130-Amp</b>			
	S	S	S
<b>AXLE</b>			
Front (4x2 – 3450#/4x4 3900#) Rear (3800#/4200# w/5.4L V8)	S	S	S
3.55 Limited Slip	0	0	0
3.73 Limited Slip (Avail. w/7700 lbs. Payload Package Only)	0	0	0
<b>BATTERY — Maintenance free 58-Amp hr (540 C.C.A.)</b>			
	S	S	S
<b>BRAKES</b>			
Power/front disc/rear disc	S	S	S
4-wheel ABS	S	S	S
<b>FUEL TANK</b>			
25.0 Gallon w/6' box (5 1/2' – SuperCrew)	S	S	S
24.5 Gallon w/120.2" WB Regular Cab 4x2	S	S	S
30.0 Gallon w/8' box	S	S	S
<b>4x4 SYSTEM</b>			
Transfer Case 2-Speed	S	S	S
Center disconnect shift-on-the-fly	S	S	S
Electronic shift-on-the-fly (standard with SuperCrew 4x4)	—	0	0
<b>SECURILOCK™ — Passive Anti-Theft System</b>			
	S	S	S
<b>SHOCK ABSORBERS — 1.19" Diameter Gas</b>			
	S	S	S
<b>STEERING — Power</b>			
	S	S	S
<b>SUSPENSION</b>			
FRONT: Independent Short/Long Arm (SLA) w/Coil Springs - 4x2 (torsion bars - 4x4)	S	S	S
REAR : Solid Axle w/Leaf Springs	S	S	S
<b>TRAILER TOW WIRING — 4-Pin</b>			
	S	S	S

EXTERIOR CONFIGURATIONS	XL	XLT	LARIAT
<b>CAB AVAILABILITY</b>			
Regular Cab 2-Doors	X	X	—
SuperCab 4-Doors	X	X	X
SuperCrew 4-Doors (Full-Size)	—	X	X
<b>BOX AVAILABILITY</b>			
Styleside (6.5' / 8')	X	X	X
Flareside (6.5')	X	X	X
SuperCrew (5.5')	—	X	X
<b>PICKUP BOX</b>			
Bed Rail & Tailgate Protective Molding	S	S	S
Bed-Divider Slots/Pockets in sidewall (N/A SuperCrew)	S	S	S
Cargo Light (Integrated w/Center High-mount stop)	S	S	S
Lockable Tailgate	I	S	S
Removable Tailgate	S	S	S
Stake-bed Pockets (n/a with SuperCrew)	S	S	S
Tie-down Hooks	S	S	S
<b>WHEELBASE AVAILABILITY</b>			
119.9" (4x2) / 120.2" (4x4) 6.5' Box, Regular Cab Only	X	X	—
138.5" (4x2) / 138.8" (4x4)	X	X	X
157" 8' Box SuperCab Styleside Only	X	X	X
<b>WHEELS</b>			
Styled Steel 16" (4)	S	—	—
Polished Aluminum 16" (4)	I	S	—
Cast Aluminum 16" 5-Spoke (4)	—	0	—
Chromed Steel 17" (4)	—	—	S
Cast Aluminum 17" 5-Spoke (4) (FX4 Off-Road Only)	—	I	I
Cast Aluminum 17" 10-Spoke (4)	—	I	—
Argent Grey Styled Steel 16" 7 Lug (4)	I	—	—
Chrome Styled Steel 16" 7 Lug (4)	—	I	I
<b>TIRES</b>			
P235/70Rx16 BSW All-Season (5)	S	S	—
P235/70Rx16 OWL All-Season (4)	0	0	—
P255/70Rx16 BSW All-Season (5) (Standard w/SuperCrew XLT 4x2)	I	I	—
P265/70R17 OWL All-Terrain (5) (Standard w/Lariat 4x4)	—	I	S
P255/70Rx16 OWL All-Terrain (5)	0	—	—
LT245/75Rx16D BSW All-Season (5)	I	I	I
P275/60R17 OWL All-Season (5) (Standard w/Lariat 4x2)	—	I	S
LT265/70R17 OWL All-Terrain (5)	—	0	0
P255/70Rx16 OWL All-Season (4) (Standard w/SuperCrew XLT 4x4)	I	0	—
LT245/75Rx16D OWL All-Terrain (5) - 4x4 only	0	0	I
Some OWL road tires have BSW spare			

Standard S Optional 0 Included in a Package I Available X

# FEATURES

## F-150 FEATURES

SuperCab lets the breeze in with its class-exclusive available power moonroof with shade. Also available on SuperCrew.



Lariat's power mirrors with integrated turn signals help alert other drivers of your intentions.

Optional sliding rear window gives a breath of fresh air. Still in the dark? The standard cargo light illuminates bed contents and surrounding area nicely.

# FEATURES

## F-150 FEATURES

EXTERIOR FEATURES/OPTIONS	XL	XLT	LARIAT
BUMPERS — Chrome Front & Rear Step	S	S	S
CAB STEPS — Vary by model	0	0	0
FOG LAMPS — 4x4 only	0	S	S
GRILLE/HEADLAMP SURROUNDS			
Chrome surround w/"Egg Crate" insert (all XL and 4x2 XLT)	S	S	—
Color-keyed surround w/"Mesh" insert (4x4 XLT and all Lariat)	—	S	S
DOOR HANDLES			
Black	S	—	—
Color-keyed (Tailgate –Black)	—	S	S
ENGINE COMPARTMENT LIGHT	S	S	S
KEYLESS ENTRY, REMOTE — With 2 key fobs and illuminated entry	—	S	S
Driver's side keypad entry	—	—	S
MIRRORS			
Black cap, manual	S	—	—
Chrome cap, power (4x2 only)	—	S	—
Color-keyed cap, power (4x4 only)	—	S	—
Color-keyed cap, power with turn signal (all Lariat)	—	—	S
MOLDINGS			
Color-keyed door (except flareside)	—	S	S
Wheel openings, Argent Grey (4x4 only)	S	—	—
Wheel openings, color-keyed (4x4 XLT and all Lariat)	—	S	S
MOONROOF — Power (not available on Regular Cab)	—	0	0
PAINT — Lower Two Tone	—	0	0
PICKUP BED EXTENDER (SuperCrew only)	—	0	0
SKID PLATES (4x4 only)	0	0	0
SPARE TIRE LOCK	S	S	S
TAPE STRIPE	—	—	S
TOW HOOKS, FRONT — 4x4 only	0	S	S
WINDOWS			
Privacy Glass – Rear Door Windows	—	S	S
Sliding Rear Window	0	0	0

OPTION GROUPS	XL	XLT	LARIAT
Diamond Plate Accessories Group: diamond plate bed rail caps, running boards, tailgate protector and front mud flaps, hard plastic bedliner	0	0	0
Class III Trailer Towing Group (recommended when towing over 4,000 lbs.): includes wiring harness with 7-pin connector, Class III frame-mounted hitch receiver, heavy-duty shock absorbers, 72-amp hr battery, auxillary transmission oil cooler	0	0	0
FX4 Off-Road 4x4 Equipment Group: includes 17" 5-spoke cast aluminum wheels (4), unique trim (lower two-tone paint, wheel lip moldings/honeycomb center grille/top cap and lower valance/FX4 decal and tape stripe), Rancho heavy-duty shocks, skid plates (fuel tank, transfer case and frame front crossmember), 3.55 axle, stainless steel lug nuts	—	0	0
Payload Group #3 (V8): upgrades select models GVWR to 6600 lbs.	0	0	—
7700 Lb. Payload Group A (V8): upgrades select models GVWR to 7700 lbs. and GCWR to 13,500 lbs. for increased payloads and towing	0	0	0
7700 Lb. Plus Payload Group B (V8): upgrades select models GVWR to 7700 lbs. and GCWR to 15,000 lbs. for increased payloads and towing	0	0	0
Snow Plow Prep: included with 4x4 7700 Payload Group A	I	I	I
Sport Group	0	0	—
"Top 3" Accessories Group: color-keyed molded running boards, wraparound hood deflector, hard plastic bedliner	0	0	0
Work Truck Group: replaces standard XL features: chrome bumpers replaced with argent grey, chrome wheel hub ornament replaced with argent grey, chrome grille surround replaced with storm grey, cloth bench seat replaced with vinyl. Deletes air conditioning (available as a stand-alone option)	0	—	—
XL Convenience Group: includes speed control/tilt steering wheel, tailgate lock	0	S	S
Standard S    Optional 0    Included I			

Requirements and restrictions may apply. See your dealer for details.

Features shown may be offered only in combination with other options or subject to additional ordering requirements or limitations.

# FEATURES

## F-150 FEATURES

"Moonroof view" of the optional SuperCab XLT Captain's Chairs with adjustable head restraints trimmed in Medium Graphite cloth. Cupholders galore. Premium space fitting for a Captain of any industry.

Rear Seat Entertainment Center, a SuperCrew option, lets you plan your own pickup premieres: VHS player, drop down 6.4" LCD screen, two headphones and remote control.



Standard on the King Ranch F-150 SuperCrew, quad Captain's Chairs. Dark brown Castaño leather. King Ranch branding. Plenty of storage in front and rear deep-center consoles. Ahhhhh.

# FEATURES

## F-150 FEATURES

INTERIOR FEATURES	XL	XLT	LARIAT
<b>ADJUSTABLE PEDALS, POWER</b> Accelerator and brake (also std. on SuperCrew XLT)	0	0	S
<b>AIR BAGS*</b> — Driver and passenger Passenger bag deactivation switch for child seat, (excludes SuperCrew)	S S	S S	S S
<b>AIR CONDITIONING</b> Electronic Automatic Temperature Control (EATC) - SuperCrew	S —	S —	S S
<b>AUDIO VISUAL ENTERTAINMENT</b> — AM/FM stereo cassette and 4 speakers AM/FM premium stereo w/single CD and 4 speakers CD Changer, 6-Disc w/Prem. AM/FM Stereo Cassette Incl. Prem. Sound, 4-speakers & speed compensated volume control Rear Seat VHS Player (SuperCrew only)	S 0 — —	0 S 0 0	— S 0 0
<b>AUTOLAMP</b> — Automatic on/off headlamps	—	—	S
<b>CHILD SEAT ANCHORS AND TETHER CLIPS</b> — One w/captains chair and SuperCab w/60/40 bench Two w/bench front seating positions (non-SIR seats) Three rear tethers w/SuperCab and SuperCrew	S	S	S
<b>CONSOLE, OVERHEAD</b> — Includes compass, outside air temperature indicator, storage for sunglasses and garage door opener (replaced by mini console when moonroof is ordered)	—	S	S
<b>CUPHOLDERS/ASH CUP</b> — Dual cupholders in instrument panel w/removable ash cup	S	S	S
<b>DOME LIGHT</b> — With dual map lights (and rear reading lamps w/SuperCrew)	S	S	S
<b>DOOR TRIM</b> — Vinyl upper w/integral armrest and door pull handle Map pockets (front and rear w/SuperCrew) Door courtesy lights	S S —	S S S	S S S
<b>FLOOR COVERING</b> — Black vinyl Color coordinated carpet and monogrammed carpeted floor mats (unique on Lariat)	S 0	— S	— S

INTERIOR FEATURES CONT.	XL	XLT	LARIAT
<b>INSTRUMENTATION</b> Voltmeter, oil pressure gauge, engine coolant temperature gauge, speedometer, fuel gauge Tachometer	S —	S S	S S
<b>MIRROR</b> — Rear view, day/night flip Electrochromic	S —	S —	— S
<b>POWER WINDOWS/LOCKS</b> With delayed accessory power and one-touch down on driver side	—	S	S
<b>SEATS, FRONT</b> Bench Cloth Vinyl Split Bench 40/60 split bench w/recliners, armrest/storage, manual lumbar support (driver and passenger sides) Includes integrated safety belts on SuperCab Cloth Leather seating surfaces Captains Chairs Cloth Leather seating surfaces Power Driver's Seat Heated Driver & Passenger	S 0 — 0 0 — — — —	— — — S — 0 0 0 0	— — — — — S 0 S 0
<b>SPEED CONTROL/TILT STEERING</b>	—	S	S
<b>STEERING WHEEL</b> — Black Color keyed, leather wrapped	S —	— S	— S
<b>VISORS</b> — Cloth w/LH strap & RH mirror Cloth w/LH & RH covered mirrors Cloth w/LH & RH lighted covered mirrors	S — —	— S —	— — S
<b>WIPERS</b> — Interval Speed dependent interval	S —	— S	— S

\*Always wear your safety belt and always deactivate the passenger airbag when using a rear-facing child safety seat with Regular Cab and SuperCab models. Always wear your safety belt, and always secure children in the rear seat with SuperCrew models.

Following publication of the catalog, certain changes in standard equipment, options and the like, or product delays, may have occurred which would not be included in these pages. Your Ford Dealer is your best source for up-to-date information. Ford Division reserves the right to change product specifications at any time without incurring obligations. Features shown may be offered only in combination with other options or subject to additional ordering requirements or limitations.

# FEATURES

## F-150 FEATURES



Bright Red



Black



Arizona Beige Metallic



Silver Metallic



Chestnut Metallic



Charcoal Blue Metallic



Toreador Red Metallic



Dark Highland Green Metallic



Oxford White



Dark Shadow Grey Metallic



True Blue Metallic



Estate Green Metallic

# COLOURS

## F-150 COLORS



EXTERIOR COLOR	INTERIOR TRIM		
	MEDIUM GRAPHITE	MEDIUM PARCHMENT	DARK GRAPHITE <sup>1</sup>
Silver Clearcoat Metallic <sup>1</sup>	•	–	•
Oxford White Clearcoat	•	•	•
Arizona Beige Clearcoat Metallic	–	•	•
Dark Highland Green Clearcoat Metallic	•	•	•
Dark Shadow Grey Clearcoat Metallic	•	–	•
Charcoal Blue Clearcoat Metallic <sup>2</sup>	–	•	–
Toreador Red Clearcoat Metallic	•	• <sup>1</sup>	•
Bright Red Clearcoat	•	•	•
Chestnut Clearcoat Metallic <sup>2</sup>	–	•	–
Black Clearcoat	•	•	•
True Blue Clearcoat Metallic	•	•	•
Estate Green Clearcoat Metallic	–	•	–

See your dealer for two-tone color combinations. F-150 features Clearcoat paint for protection. Colors shown are representative only. See your dealer for actual paint/trim choices.

<sup>1</sup>Not available with Lariat trim. <sup>2</sup> Available with King Ranch F-150 only.

Competitive comparisons based on publicly available information at time of printing.

Following publication of the catalog, certain changes in standard equipment, options and the like, or product delays, may have occurred which would not be included in these pages. Your Ford Dealer is your best source for up-to-date information. Ford Division reserves the right to change product specifications at any time without incurring obligations. Features shown may be offered only in combination with other options or subject to additional ordering requirements or limitations.

# F-150 COLOR AND TRIM

DIMENSIONS	F-150 REG. CAB 4x4/4x2	F-150 SUPERCAB 4x4/4x2	F-150 SUPERCREW 4x4/4x2
Overall Width <sup>1</sup>	79.3"/79.5"	79.3"/79.5"	79.9"/79.1"
Height (empty) <sup>2</sup>	75.4"/72.7"	75.5"/72.8"	76.9"/73.9"
Axle Clearance (empty, rear) <sup>3</sup>	7.3"/7.3"	7.3"/7.3"	8.0"/8.0"
Load Floor Height (empty) <sup>4</sup>	35.0"/32.5"	34.9"/32.3"	35.0"/32.0"
Angle of Departure (empty) <sup>5</sup>	19.9°/16.2°	19.8°/16.1°	21.7°/17.0°
Angle of Approach (empty) <sup>6</sup>	26.0°/18.5°	25.8°/18.1°	28.4°/21.6°
Wheelbase <sup>7</sup>	120.2"/119.9"	138.8"/138.5"	138.8"/138.5"
Overall Length <sup>8</sup>	207.2"/206.9"	225.8"/225.5"	226.2"/225.9"
Overhang – Front <sup>9</sup>	38.7"/38.7"	38.7"/38.7"	38.7"/38.7"
Overhang – Rear <sup>10</sup>	48.3"/48.3"	48.3"/48.3"	48.7"/48.7"
Ramp Breakover Angle (empty) <sup>11</sup>	21.7°/17.4°	18.7°/14.7°	18.7°/14.7°

1. OVERALL WIDTH IS THE WIDEST POINT ON THE SIDES.
2. HEIGHT IS FROM THE GROUND TO THE HIGHEST POINT ON THE ROOF OF THE EMPTY VEHICLE.
3. AXLE CLEARANCE IS BETWEEN THE GROUND AND THE BOTTOM OF THE DIFFERENTIAL.
4. FLOOR HEIGHT IS MEASURED FROM THE GROUND TO THE LOWEST POINT OF THE BED FLOOR.
5. ANGLE OF DEPARTURE IS THE ANGLE BETWEEN THE GROUND FROM THE TRAILING EDGE OF THE REAR BUMPER TO A TANGENT WITH THE REAR AXLE.
6. ANGLE OF APPROACH IS THE ANGLE BETWEEN THE GROUND FROM THE LEADING EDGE OF THE FRONT BUMPER TO A TANGENT WITH THE FRONT TIRE.
7. WHEELBASE IS THE DISTANCE FROM THE CENTER OF THE FRONT AND REAR AXLE.
8. OVERALL LENGTH IS FROM THE REAR BUMPER TO THE FRONT BUMPER.
9. OVERHANG - FRONT IS THE DISTANCE FROM THE EDGE OF THE FRONT TIRE TO THE EDGE OF THE FRONT BUMPER.
10. OVERHANG - REAR IS THE DISTANCE FROM THE EDGE OF THE REAR TIRE TO THE BACK OF THE REAR BUMPER.
11. RAMP BREAK OVER ANGLE IS THE MAXIMUM ANGLE OF A RISE THAT THE VEHICLE CAN CLEAR BETWEEN ITS FRONT AND REAR WHEELS.

## MAXIMUM PAYLOAD CAPABILITIES

Regular Cab – Styleside



3,150 lbs.

Regular Cab – Flareside



2,045 lbs.

SuperCab – Styleside



3,010 lbs.

SuperCab – Flareside



1,840 lbs.

SuperCrew



1,840 lbs.

## MAXIMUM TOWING CAPABILITIES\*

Regular Cab – 4x2



8,800 lbs.

Regular Cab – 4x4



8,400 lbs.

SuperCab – 4x2



8,600 lbs.

SuperCab – 4x4



8,200 lbs.

SuperCrew - 4x2



8,000 lbs.

SuperCrew -4x4



7,600 lbs.

\*Conventional towing, see your dealer for F-Series fifth wheel towing capacities.


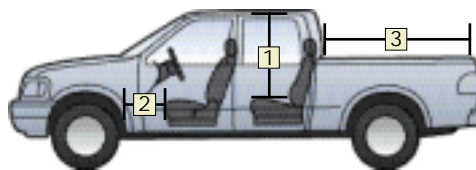
# F-150 DIMENSIONS

## INTERIOR DIMENSIONS

	F-150 REG. CAB 4x4/4x2	F-150 SUPERCAB 4x4/4x2	F-150 SUPERCREW 4x4/4x2
Adult Seating Capacity	3	6	6
Front Head Room <span>1</span>	40.8"	40.8"	39.8"
Front Leg Room <span>2</span>	40.9"	40.9"	41.0"
Front Shoulder Room	63.8"	63.8"	63.7"
Front Hip Room	61.0"	61.0"	59.8"

## CARGO DIMENSIONS

	F-150 REG. CAB 4x4/4x2	F-150 SUPERCAB 4x4/4x2	F-150 SUPERCREW 4x4/4x2
Box Length std./opt. <span>3</span>	6'6"/8'	6'6"/8'	5'6"
Tailgate Opening <span>4</span>	60.3"	60.3"	49.3"
Width Between Wheel Wells <span>5</span>	50.0"	50.0"	50.0"
Height to Rail/Ceiling	20.0"	20.0"	20.2"



FORD TRUCKS ARE DESIGNED TO ENSURE BOTH DRIVERS AND PASSENGERS ENJOY COMFORTABLE, USEABLE SPACE NO MATTER WHAT SIZE INTERIOR.

1. HEAD ROOM IS MEASURED FROM THE SEAT TO THE HEADLINER. 2. LEG ROOM IS MEASURED FROM THE FRONT OF THE FRONT SEAT TO THE EDGE OF THE BASE OF THE INSTRUMENT PANEL. 3. BOX LENGTH MEASURES THE DISTANCE FROM THE BACK OF THE CAB TO THE FRONT OF THE TAILGATE CLOSED.

4. TAILGATE OPENING IS THE HORIZONTAL DISTANCE MEASURED AT THE FLOOR WHEN THE TAILGATE IS OPEN. FORD TRUCKS ARE KNOWN FOR THEIR ABILITY TO WORK AT MAXIMUM CAPACITY UNTIL THE JOB IS DONE. AND SOME NOW FEATURE THE OPTIONAL BOX-EXTENDER THAT ROTATES TO LENGTHEN THE BOX BY ALMOST TWO FEET. THE BIGGER THE BOX, THE QUICKER THE JOB IS DONE. 5. WIDTH AT WHEEL WELLS IS THE DISTANCE BETWEEN THE REAR WHEEL INTRUSIONS IN THE PICKUP BOX.

# F-150 DIMENSIONS

## Ford Credit's Red Carpet Lease

Many lease managers have completed many hours of training in a Red Carpet Lease program designed to make us the best in the business. We think you'll find a Red Carpet Lease is the best way to lease.

To get details on various financing options available on your new Ford vehicle, please visit our web site at **[www.fordcredit.com](http://www.fordcredit.com)**. Doing so can give you a head start before talking to your Ford Dealer about financing your new Ford vehicle.

Under the New Vehicle Limited Warranty, you'll receive bumper-to-bumper no-deductible coverage on your new Ford vehicle for 3 years/36,000 miles. You'll also receive unlimited-mileage, no-deductible corrosion perforation coverage for five years. Ask your Ford Dealer for a copy of this warranty.

During its 3-year/36,000-mile limited warranty period, every new Ford vehicle includes the assurance and support of a 24-hour emergency Roadside Assistance program. Roadside Assistance includes such services as fuel delivery, tire changes, jump starts, and help when you are locked out of your vehicle.

Ask your Ford Dealer for complete details about this program.

